

Pre-K & K Recital Packet

February 2018

Dear Parents and Students,

In preparation for the upcoming recital, we have included all the information you will need to know in this packet. Please read through everything and let us know if you have any questions.

Recital Picture Day: Sunday, April 15, 2018 (see picture schedule included in packet) @ Cedarmere Elementary School Dance Studio

Mandatory Dress Rehearsal: Friday, May 4, 2018 @ 5:15pm @ New Town High School Theatre

Recital: Saturday, May 5, 2018 @ 2:30pm (Dancers arrive at 2pm) @ New Town High School Theatre.

Please have your dancer arrive fully dressed in their costumes for all events. Please label all dance shoes and dance bags to avoid losing items. Bags should only include dance recital items. Show order will be announced closer to the recital. We ask that all dancers stay for the entire show backstage. We will have final bows at the end of the show, and then dismiss all dancers by class. The show should run under 1 hour.

We thank you for all your support!

Rachel Stroud

Director

Pre-K & K Spring Calendar

*Will be handed out as they become available	Costume and Tights
March 10 thru March 16	Parent Observation Week
March 29 thru April 2	Spring Break
Tuesday, April 3	Classes Resume
Saturday, April 7	Recital Well Wishes for Program & Recital T-shirt Orders Due
Saturday, April 14	Tentative Date for Nursing Home Performance *Participating classes will be announced
Sunday, April 15	Picture Day @ Cedarmere Elem.
Friday, April 27	Candy Grams Due
Wednesday, May 2	Last day of Pre-K/K Classes
Friday, May 4	Pre-K/K Dress Rehearsal @ New Town High, 5:15pm
Saturday, May 5	Pre-K/K Recital 2:30pm @ New Town High, Dancers arrive at 2pm, dressed in costumes, hair and makeup done

Schedule subject to change- Last Updated – February 2018

Parent Volunteers

Pre-K & K Recital

To keep our recital running smoothly, we will need the following jobs filled with parent volunteers. Please fill out the attached form to sign up and keep this copy for your reminders!

-Dancer Check-In – Takes attendance of dancers at arrival before the recital.

-Program – creates recital program based on information provided by BSG.

-DVD Table – collects DVD orders for recital performance.

-Refreshments – sets up snacks and drinks for intermission sales, sells items and cleans up after recital.

-T-Shirt Table – sells recital t-shirts

-Theatre Clean-up – walks through the theatre after the recital and picks up trash left behind.

-Backstage Moms – MOST important job! These moms help with costume and shoe changes backstage!

This year we are offering our middle school students the opportunity to volunteer to earn **community service learning hours**. Please email balletschoolglyndon@gmail.com if your middle school dancer is interested!

Getting "Performance Ready"

Makeup

We ask that dancers wear makeup for pictures and the recital for two main reasons:

1. The dancers will learn what it means to experience the full theatrical art of dance performance.
2. To show facial features to show under the harsh photography and stage lighting.

We specifically ask for the following makeup colors that work best under stage lighting (at the Parent's discretion):

Eyes = for lighter skin tones: chocolate-brown eye shadow, for darker skin tones: gold-brown (black mascara and eye liner if dancer is older/parent is comfortable applying)

Cheeks = Pink/Rose blush

Lips = Red lipstick

For Boys ~ we understand that this may be a new adventure for some of our boys, but this goes for them, too! Moms, just do your best! Blush and lipstick are the most important!

Hair

Ladies - Your hair must be in a bun! This includes your bangs. If you need help with this, then please let your teacher know in class. (See the attached sheet for directions. There are also several 'how-to' videos on YouTube.) Gentlemen – please have hair neatly combed off face.

Costumes

Please put your initials in **ALL** your costume pieces, tights, and shoes. We are not responsible if your child loses their costume. A few days before picture day, dress rehearsal and recital, it is a good idea to hang your dancer's costume upside down near a steamy shower. This will get your squished and wrinkled costume ready for actions!

Dancers MUST NOT EAT/DRINK in their costumes!!

If you need help with any of this, please let us know BEFORE picture day!

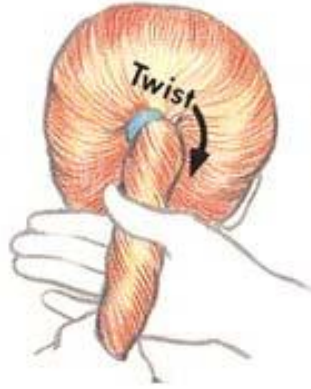
BASIC BUN INSTRUCTIONS

1



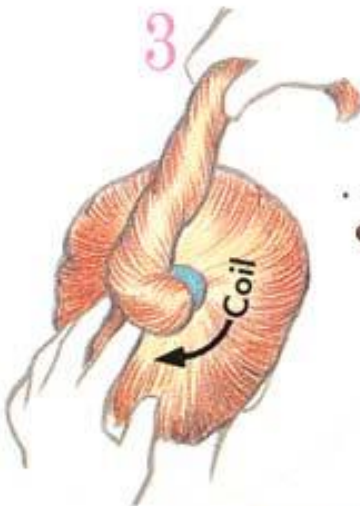
Start with a Pony Tail

2



Twist the entire pony tail . . .

3



. . .then coil the twist around the elastic band pinning as you go.

4



Tuck the end under the outside coil and pin.

5



The pins will work best if they catch both the underside of the bun and the hair closest to the head.

With very long or very thick hair, split the pony tail in half, make a bun with one half and then twist the other half around the outside of the bun, keep it flat to the head.

Use hair pins like these...



Use a hair net to hold the bun in place.

Professional Pictures Schedule

Sunday, April 15, 2018

Please plan on attending your picture time even if you choose to not purchase picture. It is nice when all our students are in the pictures for their peers and our staff to look back on!

Please arrive 15 minutes prior to your picture time dressed in costume, hair & make-up done. This will give you time to fill out your picture forms. Dancers are required to take their forms in to the photographer during their assigned time slot.

Group pictures will not be held for late dancers.

11:15-11:30am – Wednesday 3:45pm, 3yr Ballet/Tap
Please wear pink leather ballet shoes for pictures

11:30-11:45am – Saturday 9am, 3yr Ballet/Tap
Please wear pink leather ballet shoes for pictures

11:45am-12:00pm - Wednesday 4:30pm, 4yr Ballet/Tap
Please wear pink leather ballet shoes for pictures

12:00-12:15pm – Saturday 9:45am, 4yr Ballet/Tap
Please wear black tap shoes for pictures

12:15-12:30pm – Wednesday 5:15pm, K Ballet/Tap
Please wear pink leather ballet shoes for pictures

Please take your own photographs outside of the studio.

Ballet School of Glyndon makes 20% profit from every package that is purchased. This is a great fundraiser for us!

Picture Day Checklist

Please read and follow the below checklist to ensure a smooth, on time picture taking experience

- ☑ **No jewelry.** If your child arrives with jewelry (including: earrings, rings, necklaces, bracelets) you will be asked to remove them before they can participate in pictures.
- ☑ No visible underwear.
- ☑ No nail polishes.
- ☑ Arrive in the costume and tights your child will be photographed in. Refer to picture day schedule. It is best to put a cover up over the child's costume with an adult large t-shirt or button-down shirt to avoid soiling before pictures.
- ☑ Arrive with your child's hair secured neatly in a bun with their costume headpiece in place (refer to costume instruction sheet you will receive). If your child's hair is too short to pull back into a pony tail for a bun, please secure the hair back with barrettes or a headband that is similar in color to your child's hair. All hair must be off your child's face. Gentlemen: Please comb your hair neatly off your face. You may need to use hair product to achieve this.
- ☑ Please arrive 15 minutes BEFORE your scheduled picture time to get your child's dance shoes on and your picture order form filled out. You must have your order form filled out BEFORE your child can have their pictures taken. This is to assist the photographers in their organization.

*** NEW THIS YEAR*** You will have the option to purchase picture packages before picture day. Information will be handed out as we get closer.

- ☑ If you arrive after your child's scheduled picture time, you may have their individual picture taken, but they will not be in their class photo. **We will not hold class photos for late students.**
- ☑ Parents are asked to remain outside of the photo area to avoid distractions and delays.
- ☑ We ask that you apply make-up to your child for pictures. We ask that you use brown eye shadow for light skin and gold for darker skin, pink blush and red lipstick. If you are feeling adventurous, you can add eyeliner and/or mascara. This is basic stage make-up for dance performance and professional pictures.
- ☑ Please make sure Ballet shoes are PINK leather and tap shoes are BLACK. Tap Shoes should have buckles or elastics. Please see your child's teacher if they have ribbons to exchange for elastic.

Pre-K/K Show Order

1. Wednesday 4:30pm Ballet

2. Wednesday 5:15pm Tap

3. Wednesday 3:45pm Ballet

4. Saturday 9:45 Tap

5. Saturday 9am Ballet

6. Wednesday 4:30pm Tap

7. Wednesday 5:15pm Ballet

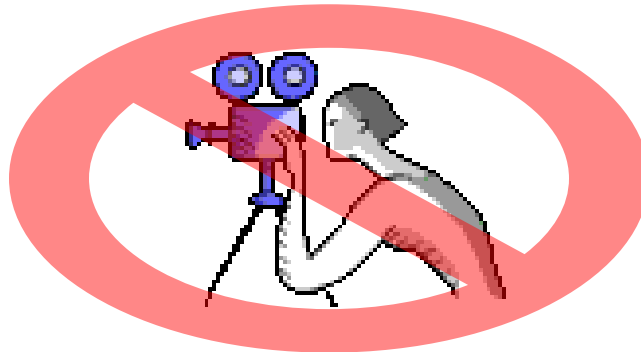
8. Saturday 9:45 Ballet

9. Bows

Recording and Picture Policy

Ballet School of Glyndon does not allow recording and picture taking of any kind during recitals. This can be very distracting and dangerous for the dancers. **You may record and take pictures during rehearsals only without flash.** If you are seen taking video or pictures during the recitals, you may be asked to leave.

Please note that professional DVD's may be purchased at the Pre-K/K show. Details will be announced.



BSG Giving Back

In lieu of tickets, we are asking that each family attending the recital bring a canned good. We are a community program who cares about giving back! Please help! All donations will go to the local Reisterstown's Community Crisis Center Food Bank.

Donate Your Dance Shoes

Do you have dance shoes that you can no longer use?

After the recital, just drop off your shoes to the
Clothing Table in the theatre lobby!



Recital Day Checklist

*Please read and follow the below checklist to ensure a smooth,
Recital performance experience*

- ☑ No jewelry. If your child arrives with jewelry (including: earrings, rings, necklaces, bracelets) you will be asked to remove them before they can be checked in.
- ☑ No visible underwear.
- ☑ No nail polishes.
- ☑ Arrive in the costume and tights your child will be performing in (tap or ballet) first. Refer to the show order list if your child is in 2 dances. Please make sure all dance shoes and costume pieces are in a bag labeled with your child's name. It is best to put a cover up over the child's costume to avoid soiling before the recital. A large, adult size t-shirt or a button-down shirt works best.
- ☑ Arrive with your child's hair secured neatly in a bun with their costume headpiece in place (refer to costume instruction sheet you will receive). If your child's hair is too short to pull back into a pony tail for a bun, please secure the hair back with barrettes or a headband that is similar in color to your child's hair. All hair must be off your child's face. Gentlemen: Please comb your hair neatly off your face. You may need to use hair product to achieve this.
- ☑ We ask that you apply make-up to your child for the recital. The lighting is bright and washes out facial features without the make-up. We ask that you use brown eye shadow, pink/rose blush and red lipstick. Mascara and eyeliner are optional. This is standard stage make-up for dance performance and professional pictures.
- ☑ Please drop your dancer off at 2:00pm at the "dancer check-in" table in the New Town High School theatre lobby.
- ☑ The recital will begin promptly at 2:30pm. If you arrive late, you risk your child missing their chance to perform. **We will not hold the recital for late students.**
- ☑ Parents are asked to remain outside of the "dancer only" designated areas for your child's safety. Dancers will be dismissed by class and brought out to you by the backstage volunteers.
- ☑ Please make sure Ballet shoes are PINK and tap shoes are BLACK. (Tap Shoes should have buckles or elastics. Please see your child's teacher if they have ribbons to exchange for elastic.)

Show Your Dancer(s) Your Support!

Recital Wishes

For \$1 per line, give your dancer(s) a special message in this year's recital program!

Fill out the form below and turn it into your child's teacher with the appropriate dollar amount by:

Please fill out one form per wish!

Due: Saturday, April 7, 2018

Example: Suzie M. Good Luck! We Love You! Mom & Dad

Pre-K/K Recital

Child's Name	Child's Class Day/Time	Amount Paid
--------------	------------------------	-------------

(Write Message Here – 45 characters total, including punctuation and spaces)

Volunteer Sign-Up

Please check which job you would like to assist with!
Note that we will also refer to the committee you signed up for during your online registration and contact you as needed.

- Dancer Check-In** (2 moms needed)
- Program** – creates recital program based on information provided by BSG.
- DVD Table** – collects DVD orders for recital performance.
- Refreshments** – sets up, sells and cleans up refreshment table
- T-Shirt Table** – sell/hand out recital t-shirts
- Theatre Clean-up** – walks through the theatre after the recital and picks up trash left behind.
- Backstage Moms** – MOST important job! These moms help with costume and shoe changes backstage! We need 2 moms backstage for each class.

Parent Name: _____

Dancer Name: _____

Email: _____

Recital T-Shirt Order Form

Every year we have a special t-shirt with all of our dancer's names on the back and art on the front that reflects our recital theme. Please fill out the form below if you would like to purchase t-shirts for you and your dancer(s).

Orders are Due Saturday, April 7, 2018

Student's Name: _____

Parent's Name: _____

Student's Class Day/Time: _____

Please indicate the **quantity** in the below chart.

Sizes	Child XS	Child S	Child M	Child L	Adult S	Adult M	Adult L	Adult XL	Adult XXL
Quantity									

Total Number of T-shirts _____ @ \$15 each = _____

Add \$2 for XXL or larger + _____

TOTAL = _____

Please make checks and money orders payable to RRC-Ballet.

Pre-K/K DVD Order Form

Big Umbrella Productions is recording our recital again this year!
Please fill out the form below to purchase this great keepsake!

Orders are Due Saturday, May 5, 2018

Student's Name: _____

Parent's Name: _____

Student's Class Day/Time: _____

Cost of one DVD:

\$20

**Number of Copies
Purchasing:**

Total Payment Amount:

Please make checks and money orders payable to RRC-Ballet.